

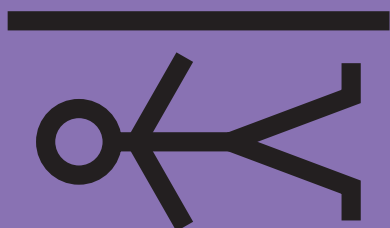




Signs and Symbols Bereavement



Published by:
The Makaton Charity
Westmead House
Farnborough
Hampshire
GU14 7LP
Telephone: 01276 606760
Email: info@makaton.org
Website: makaton.org

from whom additional information is available.

Let's Talk Makaton

Join the conversation by visiting wetalkmakaton.org and register for Sign of the Week.

Follow us on social media:



[Facebook.com/TheMakatonCharity](https://www.facebook.com/TheMakatonCharity)



[@MakatonCharity](https://twitter.com/MakatonCharity)



[YouTube.com/MakatonCharity](https://www.youtube.com/MakatonCharity)

© The Makaton Charity (2008)
This edition published March 2018

All rights reserved. Except as permitted under the terms of any valid collecting society licence no part of these materials may be reproduced, disseminated or published or sold to the public in any form (electronic, mechanical, photocopying, recording or otherwise). Reproduction in full in any form, any resale or commercial hire or lending of the materials, or any commercial exploitation of copies of the materials is strictly prohibited.

Certain uses are permitted by the copyright holder without the need for written permission; this includes making limited photocopies of selected elements in this resource for individual use. For full details please contact us by telephone, email, post or fax and this information will be sent to you.

The Makaton Charity is a Registered Charity No. 1119819

Makaton is the registered Trade Mark of The Makaton Charity

All proceeds from the sale of this item are used to further the work of The Makaton Charity in support of people living with communication or learning difficulties. For further information about our work please see our website makaton.org.

Acknowledgements

The Makaton Charity is enormously grateful to the many people who have contributed in a wide variety of ways to the development and production of these materials.

About the Makaton Programme

Makaton is a unique language programme which uses signs, symbols and speech to enable people to communicate. It supports the development of essential communication skills such as attention, listening, comprehension, recall and organisation of language and expression.

Makaton is used by children and adults with a variety of communication and learning difficulties. It is used extensively all over the UK in pre-schools, schools, centres, hospitals and clinics, and in the homes of people with communication and learning difficulties, and has been adapted for use in over 50 countries.

In addition to the children and adults with communication and learning difficulties and the community around them – for example, teachers, health professionals, friends, public service bodies etc. Makaton is increasingly used by the general public to aid communication. Makaton has been shown to be useful for all sorts of people including those who struggle with understanding concepts, those who have poor literacy skills, including grammatical knowledge, and those with English as an Additional Language. By using Makaton, children and adults can take a more active part in life, because communication and language are the key to everything we do and learn.

The Makaton symbols and signs are used with speech, the written word or on their own. They provide a visual representation of language which increases understanding and makes expressive communication easier.

This multi-modal approach, where one mode facilitates another, has been shown to increase opportunities for personal expression and development, participation in interaction and socialisation and to increase access to education, training and public information.

About The Makaton Charity

The Makaton Charity exists to ensure that all people living with learning and/ or communication difficulties have the tools and resources to communicate. Our vision is a world in which all people with learning or communication difficulties can communicate.

The Makaton Charity:

- provides training for parents, carers, and professionals;
- develops and produces printed and electronic resources;
- works with others to make their information accessible;
- provides advice and support to families and professionals;
- works in partnership to influence society and empower people.

Through our national network of over 1,000 licensed Makaton tutors and trainers, more than 30,000 parents, carers and professionals receive Makaton training each year. Our cascade approach enables us to share knowledge and offers a sustainable model for empowering others to improve communication for all.

How to use this Topic Download

We have designed this topic download to help those who are mourning and to provide support with the process of bereavement. Concepts related to feeling and emotions, as well as vocabulary items to help facilitate understanding of the funeral process, have been chosen to help people with learning difficulties to deal with this difficult experience. Each topic download contains a matching set of Makaton symbols and signs, which can be used in a range of situations and activities to aid participation and communication. Where you are working with a group of regular Makaton users, a family member or perhaps you are aiming to include a Makaton user in an alternative or mainstream setting; whatever the circumstances, this topic related group of symbols and signs will be an invaluable tool for building confidence and supporting understanding.

Each sign and/ or symbol can be used to illustrate and support communication and participation about a single concept; alternatively groups of symbols and signs can be used to build simple sentences or be used to convey more than one idea.

These Makaton symbols and signs work best when combined and supported with the Makaton Core Vocabulary; therefore it's advisable to develop an understanding of how to use the Core Vocabulary to underpin the development of communication and build understanding. For more information or to find out about Makaton training in your area please visit the training section on our website makaton.org.

In addition to the Core Vocabulary and these smaller topic collections, there are a variety of larger topic collections such as The National Curriculum, Animals, Transport and Vehicles and Food and Drink etc. There are also specific activity downloads that may also be useful. These are available from the Makaton website makaton.org.

As well as learning and using the signs, you will be able to use the corresponding symbols which are designed to support understanding and aid communication. Where possible Makaton symbols and signs should be used in conjunction, however, practicality of use as well as the needs of the user will dictate the degree of combinations possible or desirable. Symbols can also be copied, cut out and used to create sequencing and choosing activities.

Try to just use signs and symbols to support the key words that you are communicating. In most cases simple is best and so always start by introducing single signs/ symbols, making sure that the user is familiar with them before either introducing more signs/ symbols or attempting to combine signs/ symbols to make sentences.

Feelings and Emotions Symbols




Alone




Angry



Brave/ Bold/ Courage




To Cry



Tears



To Cuddle (1)



To Cuddle (2)



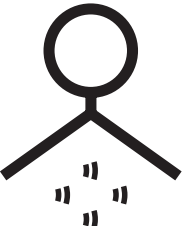






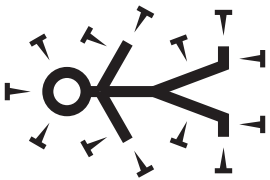

To Cuddle (3)



Depressed

Feelings and Emotions Symbols



		
<p>To Feel (emotion)</p>	<p>Forever/ Always</p>	<p>To Forgive (1)</p>
		
<p>To Forgive (2)</p>	<p>To Grieve/ To Mourn</p>	<p>Guilty</p>
		
<p>To Hate</p>	<p>To Hurt/ Pain</p>	<p>To Look After/ To Care For</p>

Feelings and Emotions Symbols



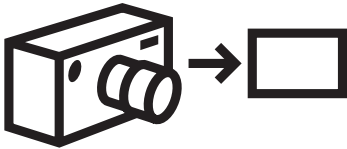
To Lose Someone/ To Miss
(1) Someone/ Bereavement
(death of a loved one)




To Love



Nightmare



Photo



To Remember



Sad/ Miserable/ Sorrow



To Be Shocked



To Sleep



To Suffer










Feelings and Emotions Symbols



A simple line drawing of a rectangular tissue box with a single tissue sheet pulled out.	A simple line drawing of a stick figure slumped forward with a heavy head, representing tiredness or weariness.	A simple line drawing of a stick figure with a sad face and three tears falling from their eyes, representing being upset.
Tissue	Tired/ Weary	To Be Upset

Why Symbols




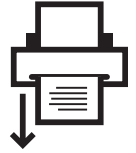
		
Dead	Elderly (man)	Elderly (woman)
		
To Explain	Fit/ Healthy	To Happen
		
Suicide	Terminal Illness	Why?

The Funeral Symbols



A line drawing showing a shovel digging a hole in the ground, with a coffin being lowered into it.	A line drawing of a small building with a cross on its roof.	A line drawing of a larger building with a steeple and a bell tower.
Buried/ To Bury	Chapel	Church
A line drawing of a building with a cross on its roof and a coffin inside.	A simple line drawing of a coffin.	A line drawing of a coffin on a platform with flames underneath.
Chapel of Rest	Coffin	To Be Cremated
A line drawing of a building with a cross on its roof and flames underneath.	A line drawing of a document with a stick figure and horizontal lines.	A line drawing of a family consisting of a man, a woman, and two children, all enclosed in a circle.
Crematorium	Death Certificate	Family

The Funeral Symbols



Flowers (1) (wreath)



Flowers (2) (wreath)



Flowers (3) (bunch)



Funeral




Funeral Car/ Hearse



Funeral Plan



Friend

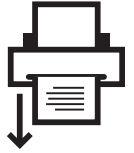





Garden of Remembrance









God (1)

The Funeral Symbols


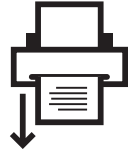


		
God (2)	Grave/ Tomb	Graveyard/ Cemetery

		
Heaven	Hymn	Jesus

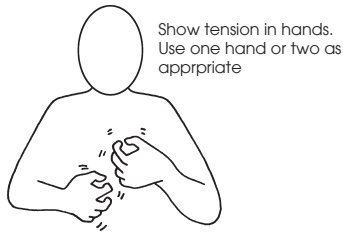
		
Priest	Sherry	Solicitor/ Lawyer

The Funeral Symbols

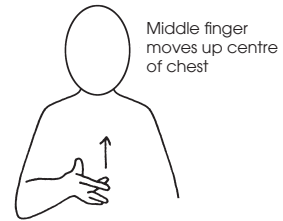


Undertaker

Feelings and Emotions Signs



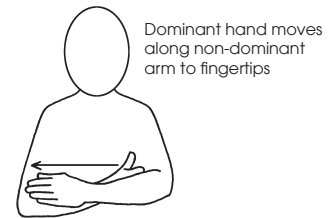
Angry



To Feel (emotion)



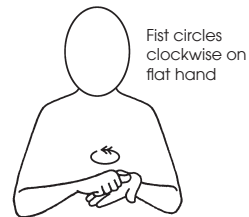
Brave/ Bold/ Courage



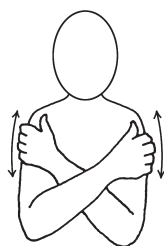
Forever/ Always



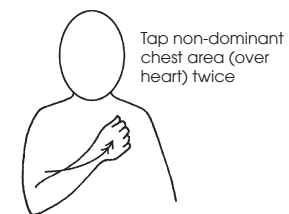
To Cry/ Tears



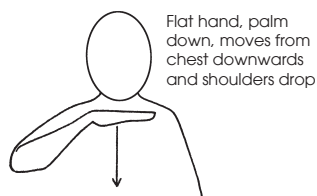
To Forgive



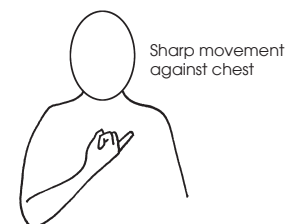
To Cuddle



To Grieve/ To Mourn



Depressed



Guilty

Feelings and Emotions Signs



Hands move firmly forward slightly to the non-dominant side and head turns away. Facial expression important

To Hate

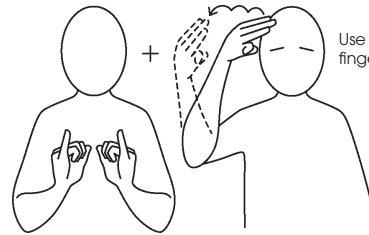


To Love



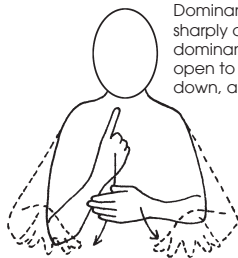
Position hand at appropriate part of body and shake hand

To Hurt/ Pain



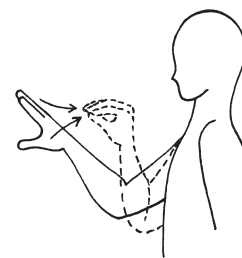
Use three middle fingers

Nightmare




Dominant index finger moves sharply down behind non-dominant hand then both open to flat hands, palms down, and move forward

Lonely



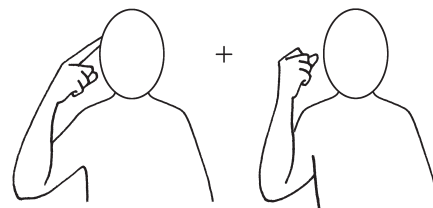
Direct signs at object or person being photographed

Photo



Formation moves forwards and down. Directional

To Look After/ To Care For



To Remember

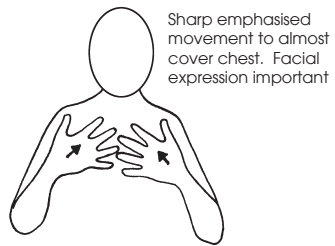


To Lose Someone/ To Miss (1) Someone/ Bereavement (death of a loved one)

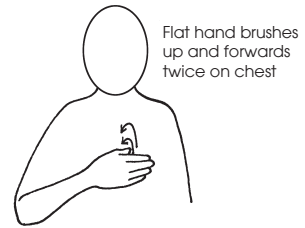


Sad/ Miserable/ Sorrow

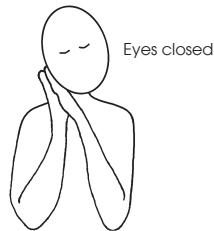
Feelings and Emotions Signs



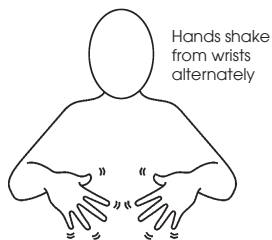
Shock



To Be Upset



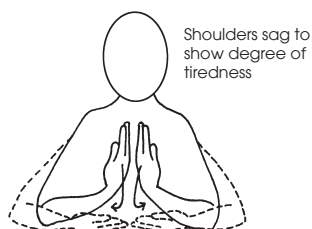
To Sleep



To Suffer

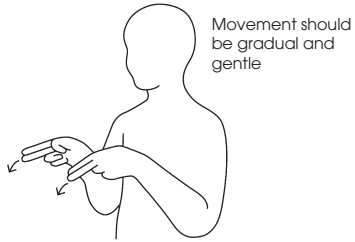


Tissue



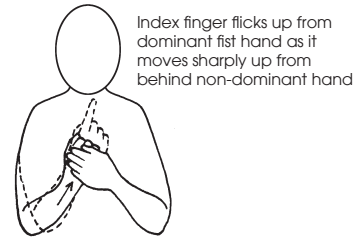
Tired/ Weary

Why Signs



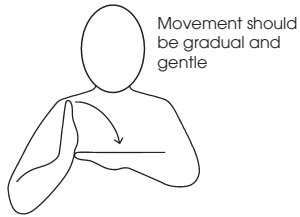
Movement should be gradual and gentle

Dead (1)



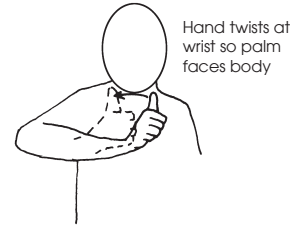
Index finger flicks up from dominant fist hand as it moves sharply up from behind non-dominant hand

To Happen




Movement should be gradual and gentle

Dead (2)



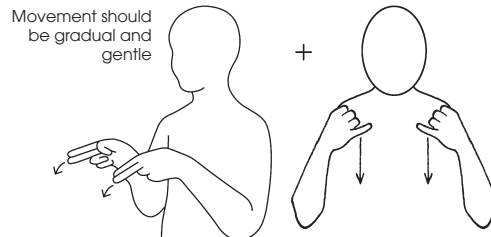
Hand twists at wrist so palm faces body

Suicide



Fingers bend as they move down either side of nose. Sign twice

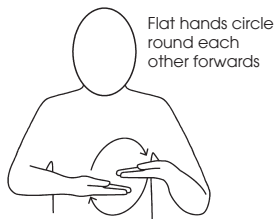
Elderly



Movement should be gradual and gentle


+

Terminal Illness

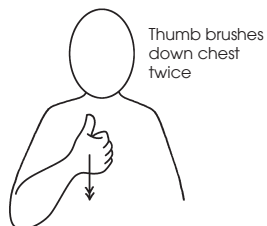


Flat hands circle round each other forwards

To Explain



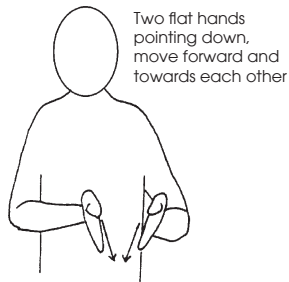
Why?



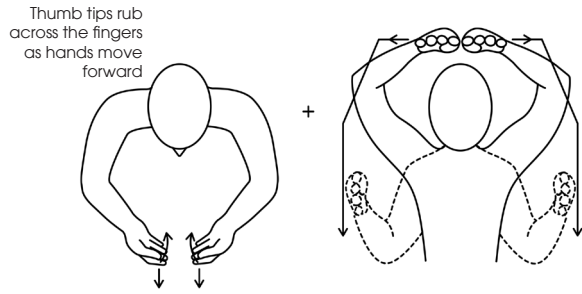
Thumb brushes down chest twice

Fit/ Healthy

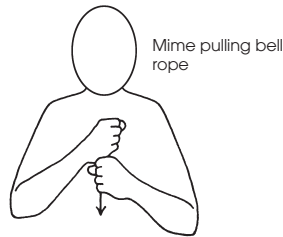
The Funeral Signs



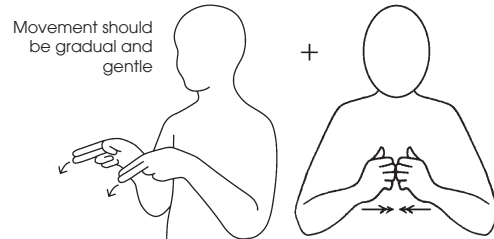
Buried/ To Bury



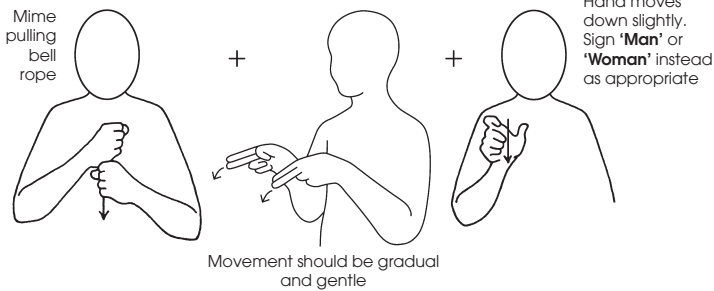
Crematorium



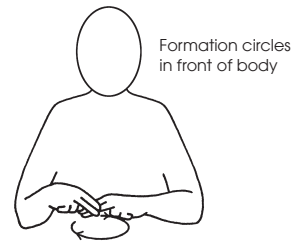
Church/ Chapel



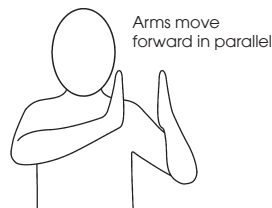
Death Certificate



Chapel of Rest



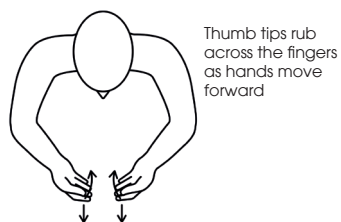
Family



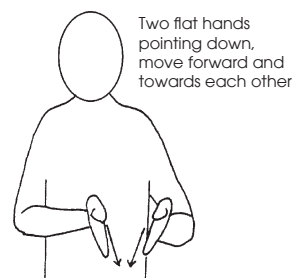
Coffin



Flowers



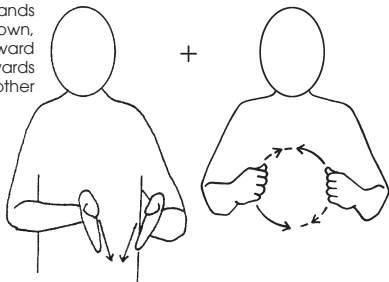
To Be Cremated



Funeral

The Funeral Signs

Two flat hands pointing down, move forward and towards each other

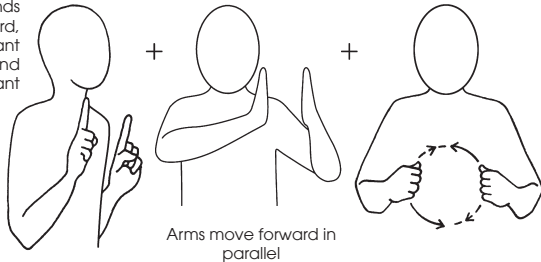


Funeral Car (1)



God

Both hands move forward, dominant remaining behind non-dominant



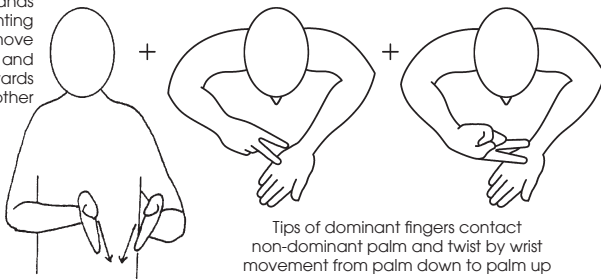
Funeral Car (2)

Two flat hands pointing down, move forward and towards each other



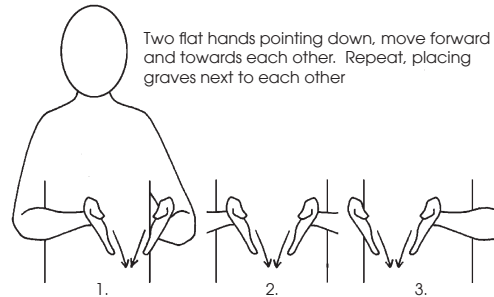
Grave/Tomb

Two flat hands pointing down, move forward and towards each other




Funeral Plan

Two flat hands pointing down, move forward and towards each other. Repeat, placing graves next to each other

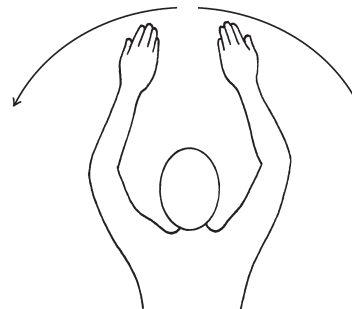


Graveyard/ Cemetery

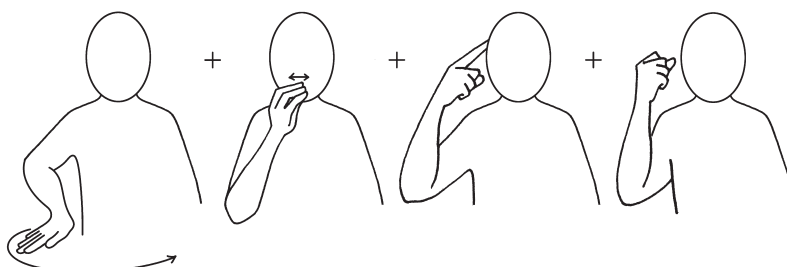


Small downward movement twice

Friend




Heaven




Garden of Remembrance

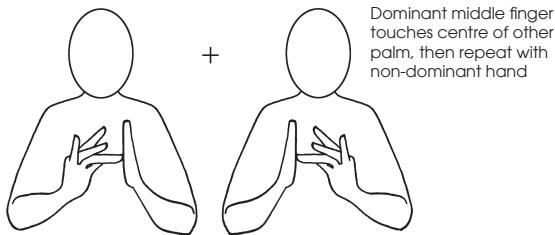
The Funeral Signs



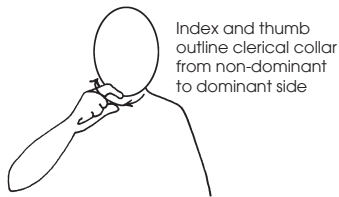
Hymn



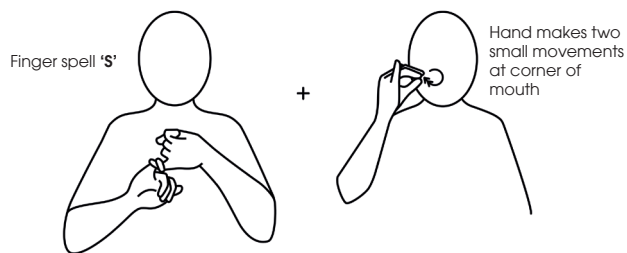
Undertaker



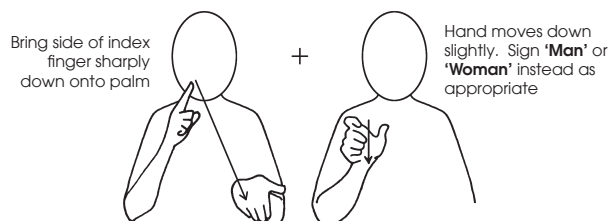
Jesus



Priest



Sherry



Solicitor/ Lawyer